


















General Survey Conelog

Product line	X-Line		K-Line		Z-Line
Insert					
Distance height	3.50 mm	5.00 mm	2.50 mm	4.00 mm	
REF	I.58.01.X350	I.58.01.X500	I.58.01.K250	I.58.01.K400	

Denture magnet					
Distance height	2.65 mm		5.00 mm		
REF	U.00.01.X265R		U.00.01.K500		
Positioning cuff/ Resilience ring					
Resilience	0.3 mm	0.3 mm	0.00 mm	0.00 mm	0.3 mm
REF	P.00.01.X1	P.00.01.X2	P.00.01.K1	P.00.01.K2	P.00.05.K1
Impression post					
Distance height	6.95 mm		Please use the denture magnet for impression!		
REF	A.00.02.X695				
Laboratory replica			Stainless steel		
Distance height	9.00 mm	9.00 mm		7.50 mm	
REF	M.00.01.X900	M.00.05.X900		M.00.01.K750	
Torque wrench insert					
	We offer a suitable torque wrench insert for the most popular ratchets.				